






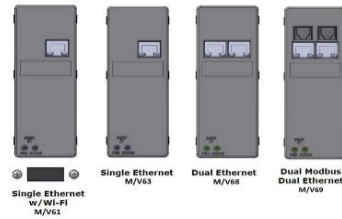
Branch Circuit Meter Feature Set

	M/V50	M/V40	M25
			
	Branch Circuit Power Monitoring (Plug-In Units)	Branch Circuit Power Monitoring (Plug-In Units)	Branch Circuit Power Monitoring (Plug-In Units)
Communications	Modbus TCP / IP (Ethernet), Modbus RTU (RS-485), Telnet, HTTP, HTTPS, SNMP, SMTP, SSH, BACnet TCP, Optional 802.11n Wi-Fi	Modbus TCP / IP (Ethernet), Modbus RTU (RS-485), Telnet, HTTP, HTTPS, SNMP, SMTP, SSH, BACnet TCP, Optional 802.11n Wi-Fi	Proprietary Wireless Mesh
Max Input Voltages (L-L/L-N)	277/480V	347Vac L-N / 600Vac L-L	110-240Vac L-N / 240-415Vac L-L
Current Per Phase (Max/Min)	✓	✓	✓
Voltage - Per Phase (Max/Min)	✓	✓	✓
Neutral Current	Calculated	Calculated	
Power Factor	✓	✓	✓
Frequency	✓	✓	✓
Power (Active, Reactive, Apparent)	✓	✓	✓
Demand (kWh)	✓	✓	✓
	(Total and per phase)	(Total and per phase)	
Accuracy	<0.5%	<0.5%	<0.5%
Alarm Output	✓	✓	✓
	Email Alerts	Email Alerts	N/A
Communcation Hardware Options	(2) RJ-45 Ethernet (2) RJ-11 (2) RJ-45 Ethernet (1) RJ-45 Ethernet, WiFi (1) RJ-45 Ethernet	(1) RJ-45 Ethernet (2) RJ-11 with Wi-Fi (1) RJ-45 Ethernet (2) RJ-11	
Number of Outlets Supported	6 single-phase 2 three-phase	6 single-phase 2 three-phase	3 single-phase 1 three-phase
Display	Optional 7-segment Display	Optional Liquid Crystal Display (LCD) With Backlight	N/A
Size/(Cutout)	4.75x1.75x2.00"	4.75x4.75x2.00"	N/A
CTs (Standard 5A)	✓	✓	✓
CTs (2 mA)	✓	✓	✓
Power Supply Voltage	120/208Vac - 277/480Vac	120/208Vac - 347/600Vac	120/240Vac
Manufacturer	Starline	Starline	Packet Power
Software Included	Embedded Webpage	Embedded Webpage	Website Download



Branch Circuit Meter Feature Set

M/V60



Branch Circuit Power Monitoring (Plug-In Units)

Communications	Modbus TCP / IP (Ethernet), Modbus RTU (RS-485), Telnet, HTTP, HTTPS, SNMP, SMTP, SSH, BACnet TCP, Optional 802.11n Wi-Fi
Input Voltages	120Vdc(+/- 60V) - 400Vdc(+/-200V) Split Phase 120Vdc - 300Vdc Single Phase
Current Per Circuit (Max/Min)	✓
Voltage - Per Circuit (Max/Min)	✓
Power (Active, Reactive, Apparent)	✓ (Total and per circuit)
Demand (kWh)	✓
Accuracy	<1%
Number of Outlets Supported	4
Alarm Output	✓ Email Alerts
Communcation Hardware	(2) RJ-45 Ethernet (2) RJ-11 (2) RJ-45 Ethernet (1) RJ-45 Ethernet, WiFi (1) RJ-45 Ethernet
Display	Optional 7-segment Display
Size/(Cutout)	4.75x1.75x2.00"
Hall Effect	✓
Shunt	
Power Supply Voltage	120-400Vdc
Manufacturer	Starline
Software Included	Embedded Webpage